

SACRAMENTO COUNTY

2023 CROP AND LIVESTOCK REPORT



AGRICULTURAL COMMISSIONER STAFF

CONTENTS

| | |
|---|---------|
| Agricultural Commissioner Staff | 1 |
| Agricultural Commissioner Letter | 2 |
| 2023 Summary of Production | 3 |
| 2023 Top 10 Commodities | 4 |
| 2023 Other Million \$ Crops | 5 |
| Certified Farmers' Markets | 6 |
| Field Crops | 7 |
| Fruits, Nuts & Vegetables..... | 8 |
| Livestock & Poultry..... | 9 |
| Apiary, Aquaculture, Nursery & Seed..... | 10 |
| 2025 Calendar | 11 - 34 |
| Organic Program & Statistics..... | 12 |
| Nursery Program..... | 14 |
| Apiary Program | 16 |
| Direct Marketing Program | 18 |
| Pest Detection Program | 20 |
| Phytosanitary Certification Program | 24 |
| Grape Varietal Production..... | 26 |
| Pest Exclusion Program & Data | 28 |
| Pesticide Use Enforcement Program | 30 |
| Weights & Measures Data | 32 |

AGRICULTURAL COMMISSIONER, SEALER OF WEIGHTS & MEASURES:

Chrisandra J Flores

CHIEF DEPUTY AGRICULTURAL COMMISSIONER, SEALER OF WEIGHTS & MEASURES:

Parminder Malhi

DEPUTY AGRICULTURAL COMMISSIONERS:

Kevin Martyn (Agricultural Programs)

David J Smith (Pesticide Use Enforcement)

DEPUTY SEALER:

Breanne Matsuura (Weights & Measures Programs)

ADMINISTRATIVE SUPPORT:

Tonja Gillen (Administrative Services Officer II)

Patty Kirtley (Accounting Technician)

Nora Glim (Senior Office Assistant)

AGRICULTURAL & STANDARDS INSPECTORS:

Rishi Avila, *Senior*

Bilal Bhatti, *II*

Prab Brar, *Senior*

Glorianna Chavez, *Senior*

Natalie Cunha, *II*

Christina Evans, *Senior*

Griffith Evans, *Senior*

Jorge Garibay, *Senior*

Tatum Getty, *II*

Kaleb Harrington, *I*

Joshua Kelley, *Senior*

Michelle King, *Senior*

Laura McCready, *Senior*

Jason Sanguinetti, *Senior*

Megan Thomas, *I*

Venkata Vaddella, *Senior*

Gerry Zepeda, *Senior*

SENIOR AG & STANDARDS PROGRAM AIDE:


Kathleen Peralta

AG & STANDARD PROGRAM AIDES:

See page 20

CANINE PEST DETECTOR:

Kernul



**Department of Agriculture,
Weights & Measures**
Chrisandra J. Flores
Agricultural Commissioner/
Sealer of Weights and Measures



County Executive
David Villanueva

County of Sacramento

Karen Ross, Secretary

and The Honorable Board of Supervisors

California Department of Food and Agriculture

| | |
|------------------------|------------------------|
| Patrick Kennedy | District 2, Chair |
| Phil Serna | District 1, Vice Chair |
| Rich Desmond | District 3 |
| Sue Frost | District 4 |
| Pat Hume | District 5 |

It is my pleasure to present the 2023 Sacramento County Crop and Livestock Report, prepared in accordance with Section 2279 of the California Food and Agricultural Code. This report provides a comprehensive summary of acreage, yields, and production values for Sacramento County's agricultural industry. Please note that all figures represent gross returns and do not reflect actual net profits or losses.

In 2023, the gross production value of agricultural commodities was \$584,802,000, marking a 3% decrease from the previous year's value. Wine grapes remained the highest valued commodity, with a gross value of \$204,456,000 with over 36,806 acres harvested. The value of wine grapes increased by 8% due to higher yields. Pears surpassed market milk to become the County's second highest valued commodity at \$55,606,000, reflecting both an increase in harvested acres and total yield. Market milk ranked third with a value of \$46,172,000. Noteworthy increases in 2023 included processing tomatoes (↑72%), nursery stock (↑42%), seed crops (↑40%), and walnuts (↑35%).

Despite the challenges posed by the atmospheric river events and levee failures during the winter of 2023, Sacramento County's agricultural sector demonstrated remarkable resilience and continued to make significant contributions to the regional economy.

Enclosed within a simple and elegant 2025 calendar, you will find the 2023 crop and livestock statistical data alongside the Department's programmatic data. I extend my heartfelt thanks to our local farmers, ranchers, commodity growers, their families, farmworkers, and all contributors to the production of food and fiber in our region. This calendar is a tribute to your unwavering dedication and perseverance.

I extend my sincere gratitude to Laura McCreedy and Kevin Martyn for their invaluable assistance with this report. Additionally, I wish to thank all the agricultural businesses that provided the essential information required to compile this report. Their contributions are greatly appreciated!

Sincerely,

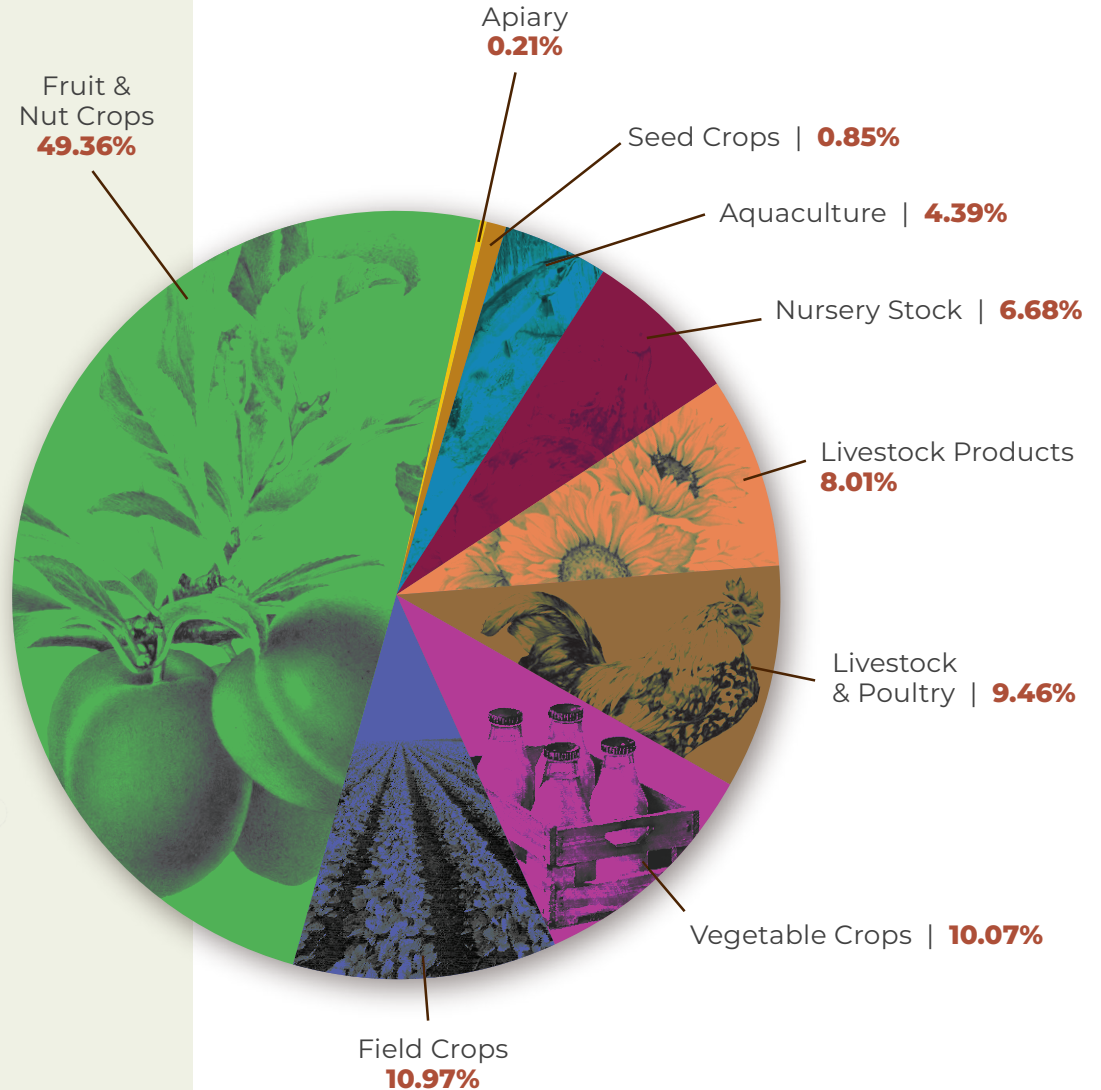
Chrisandra J. Flores
Agricultural Commissioner,
Sealer of Weights & Measures

4137 Branch Center Rd • Sacramento, California 95827-3823 • Phone (916) 875-6603 • www.agcomm.saccounty.gov

2023 SUMMARY OF PRODUCTION

Production Summary

| | |
|--------------------------------|----------------------|
| Fruit & Nut Crops | \$288,665,000 |
| Field Crops | \$64,159,000 |
| Vegetable Crops | \$58,874,000 |
| Livestock & Poultry | \$55,348,000 |
| Livestock Products | \$46,821,000 |
| Nursery Stock | \$39,073,000 |
| Aquaculture | \$25,679,000 |
| Seed Crops | \$4,977,000 |
| Apiary | \$1,206,000 |
| | \$584,802,000 |



2023 TOP 10 COMMODITIES



1

Grapes, Wine
\$204,456,000



2

Pears
\$55,606,000



3

Milk-market
\$46,172,000



4

Nursery Stock
\$39,073,000



5

Tomatoes, Processed
\$37,667,000



6

Poultry
\$34,386,000



7

Aquaculture
\$25,679,000



8

Cattle & Calves
\$20,403,000



9

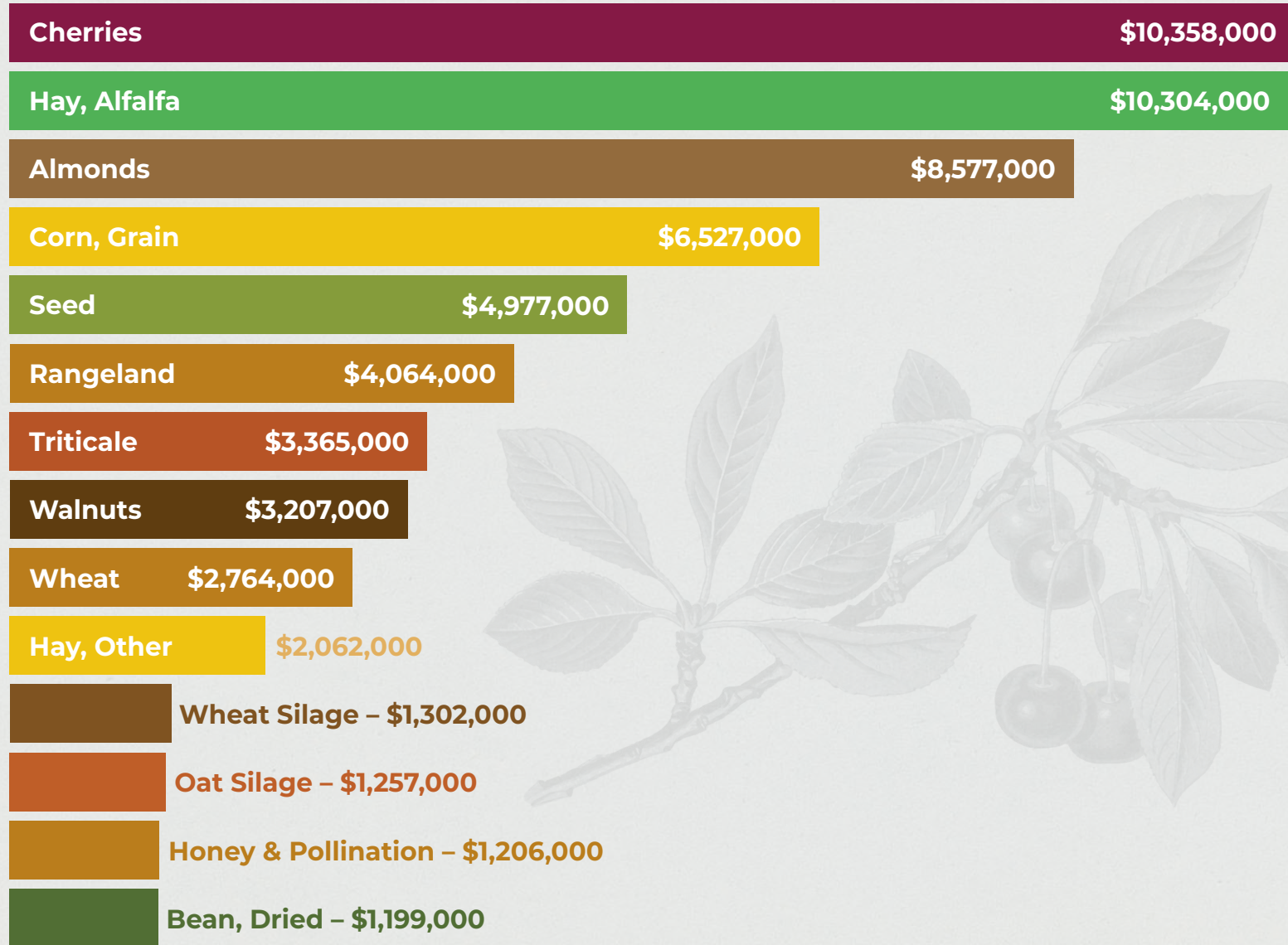
Rice
\$16,536,000

10

Corn, Silage
\$12,202,000



2023 OTHER MILLION \$ CROPS



CERTIFIED FARMERS' MARKETS

Sacramento County 2024 Certified Farmers' Markets

TUESDAY

Fair Oaks Farmers Market

Fair Oaks Park, 11549 Fair Oaks Blvd., Fair Oaks
Tuesdays, 9am – 2pm, Year Round

Kaiser Folsom Farmers Market

2155 Iron Point Road, Folsom
Tuesdays, 9:30am – 1:30pm, Year Round

WEDNESDAY

Capitol Mall Farmers Market

600 Capitol Mall, Sacramento
Wednesdays, 8.30am – 1:30pm, May – September

Folsom Palladio Farmers Market

260 Palladio Parkway, Folsom
Wednesdays, 9am – 1pm, Year Round

THURSDAY

Florin Certified Farmers Market

3019 Florin Road, Sacramento
Thursdays, 8am – 12pm, Year Round

Bodega Days Farmers Market

Cesar Chavez Plaza, 910 I Street, Sacramento
Thursdays, 10am – 1pm, May – September

Orangevale Farmers Market

6826 Hazel Ave., Orangevale
Thursdays, 3pm – 8pm, May – October

Sutter Medical Center Farmers Market

2825 Capitol Avenue, Sacramento
Thursdays, 2:30pm – 5:30pm, Year Round

FRIDAY

Kaiser Morse Farmers Market

2025 Morse Avenue, Sacramento
Fridays, 9:30am – 1:30pm, Year Round

Kaiser South Sacramento Farmers Market

6600 Bruceville Road, Sacramento
Fridays, 9am – 2pm, Year Round

SATURDAY

Country Club Plaza CFM

2400 Butano Dr, Sacramento
Saturdays, 8am – 12pm, Year Round

Arden Fair Farmers Market

1689 Arden Way, Sacramento
Saturdays, 9am – 2pm, April – November

SATURDAY (continued)

Laguna-Elk Grove CFM

8245 Laguna Boulevard, Elk Grove
Saturdays, 8am – 12pm, Year Round

Sunrise Station Certified Farmers Market

11164 Folsom Boulevard, Rancho Cordova
Saturdays, 8am – 12pm, Year Round

ONE Natomas Farmers Market

2501 New Market Dr, Sacramento
Saturdays, 8:30am – 12:30pm, May – September

Midtown Farmers Market

20th Street between J & K Streets, Sacramento
Saturdays, 8am – 1pm, Year Round

Historic Folsom Farmers Market

915 Sutter Street, Folsom
Saturdays, 8am – 1pm, Year Round

Greenhaven Pocket Farmers Market

6446 Riverside Blvd., Sacramento
Saturdays, 9am – 1pm, April – October

Sunrise Mall Farmers Market

6041 Sunrise Boulevard, Citrus Heights
Saturdays, 8am – 1pm, Year Round

Oak Park Farmers Market

3500 5th Avenue, Sacramento
Saturdays, 9am – 1pm, April – November

SUNDAY

Sacramento Central Sunday CFM

700 W Street, Sacramento
Sundays, 8am – 12pm, Year Round

Carmichael Farmers Market

Carmichael Park, 5750 Grant Ave., Carmichael
Sundays, 9am – 2pm, Year Round

McKinley Park Farmers Market

601 Alhambra Blvd., Sacramento
Sundays, 10am – 2pm, Year Round

Meadowview Certified Farmers Market

3501 Meadowview Road, Sacramento
Sundays, 8am – 1pm, Year Round



Certified Producer Statistics

Certified Producers in 2023: **107**

Acres farmed by Certified Producers: **790**

Types of Commodities grown: **699**

FIELD CROPS

| Field Crops | Year | Harvested Acres | Per Acre Yield | Total Yield | Unit | Price Per Unit | Total Value |
|---|-------------|----------------------------------|--|----------------|-------------|-------------------|---------------------|
| BEAN, DRIED | 2023 | 888 | 0.9 | 799 | TON | \$1,500.00 | \$1,199,000 |
| | 2022 | <i>Included in miscellaneous</i> | | | ACRE | | |
| CORN, GRAIN | 2023 | 7,872 | 4.7 | 36,998 | TON | \$176.40 | \$6,527,000 |
| | 2022 | 9,668 | 4.9 | 47,373 | TON | \$272.70 | \$12,919,000 |
| CORN, SILAGE | 2023 | 10,696 | 24.8 | 265,261 | TON | \$46.00 | \$12,202,000 |
| | 2022 | 13,233 | 25.3 | 334,795 | TON | \$72.40 | \$24,239,000 |
| HAY, ALFALFA | 2023 | 9,037 | 5.5 | 49,704 | TON | \$207.30 | \$10,304,000 |
| | 2022 | 12,607 | 5.2 | 65,556 | TON | \$343.00 | \$22,486,000 |
| HAY, OAT | 2023 | <i>Included in Hay, Other</i> | | | TON | | |
| | 2022 | 1,263 | 1.9 | 2,400 | TON | \$180.30 | \$433,000 |
| HAY, OTHER (Clover, forage, oat, orchardgrass, and pasture hay.) | 2023 | 4,416 | 2.1 | 9,274 | TON | \$222.30 | \$2,062,000 |
| | 2022 | 1,486 | 3.3 | 4,904 | TON | \$298.00 | \$1,461,000 |
| OAT SILAGE | 2023 | 3,117 | 14.2 | 44,261 | TON | \$28.40 | \$1,257,000 |
| | 2022 | 2,627 | 14.7 | 38,617 | TON | \$46.70 | \$1,803,000 |
| RANGELAND¹ | 2023 | 147,789 | | | ACRE | \$27.50 | \$4,064,000 |
| | 2022 | 147,789 | | | ACRE | \$30.00 | \$4,434,000 |
| RICE | 2023 | 8,437 | 4.3 | 36,279 | TON | \$455.80 | \$16,536,000 |
| | 2022 | 6,162 | 4.7 | 28,961 | TON | \$510.80 | \$14,793,000 |
| RYEGRASS | 2023 | 2,307 | 1.9 | 4,383 | TON | \$134.80 | \$591,000 |
| | 2022 | 4,254 | 3.0 | 12,762 | TON | \$263.40 | \$3,362,000 |
| SAFFLOWER | 2023 | 1,252 | 1.0 | 1,252 | TON | \$728.80 | \$912,000 |
| | 2022 | 2,028 | 0.8 | 1,622 | TON | \$690.90 | \$1,121,000 |
| SUDANGRASS | 2023 | <i>Included in miscellaneous</i> | | | TON | | |
| | 2022 | 1,304 | 4.7 | 6,129 | TON | \$210.50 | \$1,290,000 |
| TRITICALE | 2023 | 5,484 | 2.9 | 15,904 | TON | \$211.60 | \$3,365,000 |
| | 2022 | 2,704 | 3.5 | 9,464 | TON | \$281.00 | \$2,659,000 |
| WHEAT | 2023 | 4,345 | 2.8 | 12,166 | TON | \$227.20 | \$2,764,000 |
| | 2022 | 8,477 | 2.9 | 24,583 | TON | \$293.40 | \$7,213,000 |
| WHEAT SILAGE | 2023 | 2,965 | 13.9 | 41,214 | TON | \$31.60 | \$1,302,000 |
| | 2022 | <i>Included in miscellaneous</i> | | | TON | | |
| MISC. FIELD | 2023 | 3,609 | Barley, hops, irrigated pasture, oats, misc. silage, sorghum, sudangrass, and wild rice. | | | | \$1,074,000 |
| | 2022 | 2,572 | | | | | \$2,964,000 |
| TOTAL | 2023 | 212,214 | | | | | \$64,159,000 |
| | 2022 | 216,174 | | | | | \$101,177,000 |


¹Calculated using data from the California Department of Conservation, Farmland Mapping & Monitoring Program 2018-2020

FRUITS, NUTS & VEGETABLES

| Fruit & Nuts | Year | Harvested Acres | Per Acre Yield | Total Yield | Unit | Price Per Unit | Total Value |
|---------------|------|-----------------|---|-------------|---------------|----------------|---------------|
| ALMONDS | 2023 | 3,846 | 0.7 | 2,692 | TON | \$3,186.20 | \$8,577,000 |
| | 2022 | 3,738 | 0.7 | 2,617 | TON | \$2,875.60 | \$7,525,000 |
| CHERRIES | 2023 | 1,463 | 4.9 | 7,169 | TON | \$1,444.80 | \$10,358,000 |
| | 2022 | 1,519 | 1.7 | 2,582 | TON | \$3,738.80 | \$9,654,000 |
| GRAPES, WINE | 2023 | 36,806 | 9.2 | 338,615 | TON | \$603.80 | \$204,456,000 |
| | 2022 | 38,330 | 7.3 | 279,809 | TON | \$674.80 | \$188,815,000 |
| PEARS | 2023 | 4,982 | 19.8 | 98,644 | TON | \$563.70 | \$55,606,000 |
| | 2022 | 4,715 | 19.8 | 93,357 | TON | \$603.20 | \$56,313,000 |
| WALNUTS | 2023 | 2,177 | 1.9 | 4,136 | TON | \$775.40 | \$3,207,000 |
| | 2022 | 1,890 | 1.2 | 2,268 | TON | \$920.90 | \$2,089,000 |
| MISCELLANEOUS | 2023 | 1,005 | Apples, apricots, avocados, blackberries, blueberries, cantaloupe, chestnuts, citrus, figs, kiwis, melons, nectarines, olives, peaches, pistachios, plums, pluots, pomegranates, strawberries, table grapes, and watermelons. | | | \$6,461,000 | |
| | 2022 | 707 | | | | \$4,772,000 | |
| TOTAL | 2023 | 50,279 | | | \$288,665,000 | | |
| | 2022 | 50,899 | | | \$269,168,000 | | |

Reported wine varietals grown include: Albarino, Barbera, Cabernet Franc, Cabernet Sauvignon, Chardonnay, Chenin Blanc, Dornfelder, Durif, French Columbard, Gewurtztraminer, Graciano, Grenache, Grenache Blanc, Lagren, Malbec, Merlot, Monastrell, Muscat, Petite Syrah, Petite Verdot, Pinot Noir, Pinot Gris, Primitivo, Sauvignon Blanc, Semillon, Souzao, Syrah, Tannat, Tempranillo, Teroldego, Verdejo, Vioigner, White Riesling, and Zinfandel.

| Vegetables | Year | Harvested Acres | Per Acre Yield | Total Yield | Unit | Price Per Unit | Total Value |
|---------------------|------|-----------------|--|-------------|--------------|----------------|--------------|
| Tomatoes, Processed | 2023 | 6,609 | 41.3 | 272,952 | TON | \$138.00 | \$37,667,000 |
| | 2022 | 4,245 | 23.1 | 98,060 | TON | \$107.20 | \$10,512,000 |
| Miscellaneous | 2023 | 2,187 | Asparagus, beans, beets, broccoli, cabbage, corn, cucumbers, eggplants, garlic, gourds, herbs, leafy greens, leeks, okra, onions, peas, peppers, potatoes, pumpkins, squash, and tomatoes. | | | \$21,207,000 | |
| | 2022 | 2,670 | | | | \$20,303,000 | |
| Total | 2023 | 8,796 | | | \$58,874,000 | | |
| | 2022 | 6,915 | | | \$30,815,000 | | |

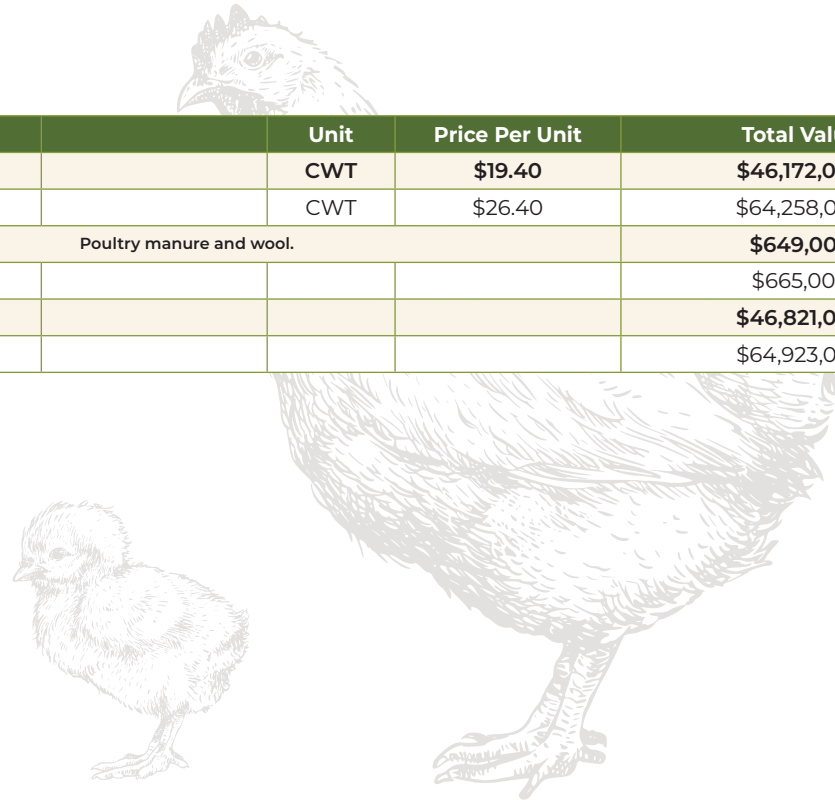


LIVESTOCK & POULTRY

| Livestock & Poultry | Year | No. of Head | Liveweight | Unit | Price Per Unit | Total Value |
|----------------------------|-------------|-------------------------|----------------|------------|-----------------|---------------------|
| CATTLE & CALVES | 2023 | 18,811 | 127,124 | CWT | \$160.50 | \$20,403,000 |
| | 2022 | 25,198 | 152,245 | CWT | \$110.00 | \$16,747,000 |
| POULTRY | 2023 | Chickens and turkeys. | | | | \$34,386,000 |
| | 2022 | | | | | \$32,527,000 |
| LIVESTOCK, OTHER | 2023 | Goats, hogs, and sheep. | | | | \$559,000 |
| | 2022 | | | | | \$787,000 |
| TOTAL | 2023 | | | | | \$55,348,000 |
| | 2022 | | | | | \$50,061,000 |

| Livestock Products | Year | Production | Unit | Price Per Unit | Total Value |
|----------------------|-------------|--------------------------|------------|----------------|---------------------|
| MILK | 2023 | 2,380,000 | CWT | \$19.40 | \$46,172,000 |
| | 2022* | 2,434,000 | CWT | \$26.40 | \$64,258,000 |
| MISCELLANEOUS | 2023 | Poultry manure and wool. | | | \$649,000 |
| | 2022 | | | | \$665,000 |
| TOTAL | 2023 | | | | \$46,821,000 |
| | 2022 | | | | \$64,923,000 |

* Revised






APIARY, AQUACULTURE, NURSERY & SEED PRODUCTION

| Year | Apiary | Total Value |
|------|-----------------------|-------------|
| 2023 | Honey and pollination | \$1,206,000 |
| 2022 | Honey and pollination | \$1,330,000 |

| Year | Aquaculture | Total Value |
|------|---|--------------|
| 2023 | Bass, catfish, carp, crayfish, sturgeon and caviar. | \$25,679,000 |
| 2022 | | \$32,427,000 |

| Year | Harvested Acreage | Nursery Stock | Total Value |
|------|-------------------|---|--------------|
| 2023 | 488 | Ornamental trees and shrubs, Christmas trees, and turf grass. | \$39,073,000 |
| 2022 | 241 | | \$22,802,000 |

| Year | Harvested Acreage | Seed Crops | Total Value |
|------|-------------------|--|-------------|
| 2023 | 1,084 | Cucumber, oat, onion, pumpkin, sorghum, squash, sunflower, and watermelon. | \$4,977,000 |
| 2022 | 1,461 | | \$2,962,000 |





January 2025

SUNDAY MONDAY TUESDAY WEDNESDAY THURSDAY FRIDAY SATURDAY

| | | | | | | |
|----|----|----|----|----|----|----|
| | | | 1 | 2 | 3 | 4 |
| 5 | 6 | 7 | 8 | 9 | 10 | 11 |
| 12 | 13 | 14 | 15 | 16 | 17 | 18 |
| 19 | 20 | 21 | 22 | 23 | 24 | 25 |
| 26 | 27 | 28 | 29 | 30 | 31 | |

Organic Program

Organic agriculture in Sacramento County offers a healthy, sustainable choice for both farmers and consumers, promoting environmental stewardship and quality food production. The Sacramento County Department of Agriculture plays a vital role in maintaining the integrity of the organic program by conducting regular inspections and ensuring compliance with organic standards. We also provide valuable assistance with registrations and support local growers in their commitment to organic practices.

Organic Statistics

of Organic Farmers: **21**

of Organic Acres Farmed: **2,918**

Total Gross Production Value: **\$4,847,785**

Reminders:

AG: Remember to register your beehives!

PUE: 10th of the Month PUR's are Due!

PUE: Check your Operator Identification Number, Restricted Materials Permit, and Registration to make sure that it is current!

W&M: If you operate a point-of-sale system within the county, be on the lookout for your annual point-of-sale registration invoice.



February 2025

SUNDAY MONDAY TUESDAY WEDNESDAY THURSDAY FRIDAY SATURDAY

| | | | | | | |
|----|----|----|----|----|----|----|
| | | | | | | 1 |
| 2 | 3 | 4 | 5 | 6 | 7 | 8 |
| 9 | 10 | 11 | 12 | 13 | 14 | 15 |
| 16 | 17 | 18 | 19 | 20 | 21 | 22 |
| 23 | 24 | 25 | 26 | 27 | 28 | |

Nursery Program

The global spread of plant pests is significantly driven by the movement of nursery stock. To safeguard California's agriculture and environment, it is crucial to maintain nursery stock that is free from pests and diseases.

The Sacramento County Department of Agriculture plays a key role in inspecting the cultivation, propagation, production, and sale of nursery stock. These inspections ensure that the plants are commercially clean, free from pests, weeds, and diseases, and that only strong, healthy plants are available to consumers. In collaboration with the CDFA, we conduct routine annual inspections of wholesale and production nurseries throughout Sacramento County.

Reminders:

PUE: 10th of the Month PUR's are Due!



March 2025

SUNDAY MONDAY TUESDAY WEDNESDAY THURSDAY FRIDAY SATURDAY

| | | | | | | |
|-------|-------|----|----|----|----|----|
| | | | | | | 1 |
| 2 | 3 | 4 | 5 | 6 | 7 | 8 |
| 9 | 10 | 11 | 12 | 13 | 14 | 15 |
| 16 | 17 | 18 | 19 | 20 | 21 | 22 |
| 23/30 | 24/31 | 25 | 26 | 27 | 28 | 29 |

Apiary Program

Our Department facilitates communication between growers and beekeepers before insecticide applications to blooming plants. While hive location information is kept confidential, beekeepers may request to be notified if treatments are planned within a 1-mile radius of their hive locations.

To ensure this service, it is essential that all beekeepers in Sacramento County register their hives at the beginning of the year.

Reminders:

PUE: 10th of the Month PUR's are Due next month!

PUE: Pesticide Dealer Out-of-County Reports are due next month.



April 2025

SUNDAY

MONDAY

TUESDAY

WEDNESDAY

THURSDAY

FRIDAY

SATURDAY

| | | | | | | |
|----|----|----|----|----|----|----|
| | | 1 | 2 | 3 | 4 | 5 |
| 6 | 7 | 8 | 9 | 10 | 11 | 12 |
| 13 | 14 | 15 | 16 | 17 | 18 | 19 |
| 20 | 21 | 22 | 23 | 24 | 25 | 26 |
| 27 | 28 | 29 | 30 | | | |


Direct Marketing Program

Selling agricultural products directly through Certified Farmers' Markets offers unique advantages for both Sacramento County's farming community and local consumers. These markets present a versatile sales option that complements traditional distribution channels, allowing enterprising farmers to sell fresh, high-quality produce directly to the public. The vibrant selection at these markets not only ensures diverse choices for shoppers but also provides a chance to engage with the farmers who grow their food and learn about the production process. Sacramento County is home to numerous Certified Farmers' Markets, with many operating throughout the year (The list of currently operating Certified Farmers' Markets is on page 6).

Reminders:

PUE: 10th of the Month PUR's are Due!

PUE: Pesticide Dealer Out-of-County quarterly reports are Due!



May 2025

SUNDAY

MONDAY

TUESDAY

WEDNESDAY

THURSDAY

FRIDAY

SATURDAY

| | | | | | | |
|----|----|----|----|----|----|----|
| | | | | 1 | 2 | 3 |
| 4 | 5 | 6 | 7 | 8 | 9 | 10 |
| 11 | 12 | 13 | 14 | 15 | 16 | 17 |
| 18 | 19 | 20 | 21 | 22 | 23 | 24 |
| 25 | 26 | 27 | 28 | 29 | 30 | 31 |

Pest Detection Program

In May, a significant hunt begins for some of the world's most notorious invasive pest species. Our team sets up tens of thousands of insect traps in trees and yards across Sacramento County. Our mission is to detect produce-damaging exotic fruit flies, forest-devastating moths, and plant-killing beetles before they have a chance to establish themselves.

Ag & Standard Program Aides

| | |
|-----------------|-----------------------|
| Barton, Johnne | Sherwood, Isabel |
| Brolan, Trevor | Maravillas, Estefania |
| Cabe, Fernando | Martinez, Juan |
| Chahal, Mehak | Martinez, Vanessa |
| Clark, Fanae | Monroy, Francisco |
| Fowler, Sarah | Russ, Deborah |
| Guzman, Minerva | Sala, Kenneth |
| Hill, Rickey | Thao, Yee |
| Lawson, Justin | Watson, Joanne |

| Seasonal Trap Servicing | # OF TRAPS DEPLOYED | TOTAL # OF TRAP SERVICINGS |
|--------------------------------------|---------------------|----------------------------|
| Asian Citrus Psyllid | 1,384 | 5,761 |
| Champ Trap - Rural | 16 | 38 |
| European Grapevine Moth | 1,047 | 4,377 |
| Glassy-Winged Sharpshooter (Nursery) | 439 | 3,892 |
| Glassy-Winged Sharpshooter (Urban) | 1,350 | 4,977 |
| Japanese Beetle | 551 | 1,571 |
| McPhail Traps - Exotic Fruit Fly | 545 | 9,183 |
| Mediterranean Fruit Fly | 1,240 | 12,781 |
| Melon Fruit Fly | 540 | 4,766 |
| Oriental Fruit Fly | 551 | 4,334 |
| Spongy Moth | 659 | 1,848 |
| | 8,322 | 53,528 |

Reminders:

PUE: 10th of the Month PUR's are Due!



June 2025

| SUNDAY | MONDAY | TUESDAY | WEDNESDAY | THURSDAY | FRIDAY | SATURDAY |
|--------|--------|---------|-----------|----------|--------|----------|
| 1 | 2 | 3 | 4 | 5 | 6 | 7 |
| 8 | 9 | 10 | 11 | 12 | 13 | 14 |
| 15 | 16 | 17 | 18 | 19 | 20 | 21 |
| 22 | 23 | 24 | 25 | 26 | 27 | 28 |
| 29 | 30 | | | | | |

Reminders:

- PUE:** 10th of the Month PUR's are Due!
- PUE:** Pesticide Dealer Out-of-County reports are due next month!



July 2025

SUNDAY

MONDAY

TUESDAY

WEDNESDAY

THURSDAY

FRIDAY

SATURDAY

| | | | | | | |
|----|----|----|----|----|----|----|
| | | 1 | 2 | 3 | 4 | 5 |
| 6 | 7 | 8 | 9 | 10 | 11 | 12 |
| 13 | 14 | 15 | 16 | 17 | 18 | 19 |
| 20 | 21 | 22 | 23 | 24 | 25 | 26 |
| 27 | 28 | 29 | 30 | 31 | | |

Phyosanitary Certification Program

Authorized by the USDA, the Sacramento County Department of Agriculture certifies agricultural products for export, ensuring they meet the rigorous standards of international markets. We conduct detailed inspections both at packing facilities and in the field to guard against insect infestations and plant diseases. After completing these thorough checks, we issue the required official documentation. These diligent processes help California producers make a significant contribution to the global food supply and the local economy.

TOP 3 EXPORT COUNTRIES

1. India
2. China
3. French Polynesia

Number of Certificates Issued in 2023 = **4,031**

51 Countries received exported agricultural commodities from Sacramento County.


Reminders:

PUE: 10th of the Month PUR's are Due!

PUE: Pesticide Dealer Out-of-County quarterly reports are Due!

PUE: School Notifications are Due!

W&M: If you operate a weighing or measuring device within the county, be on the lookout for your annual device registration invoice.



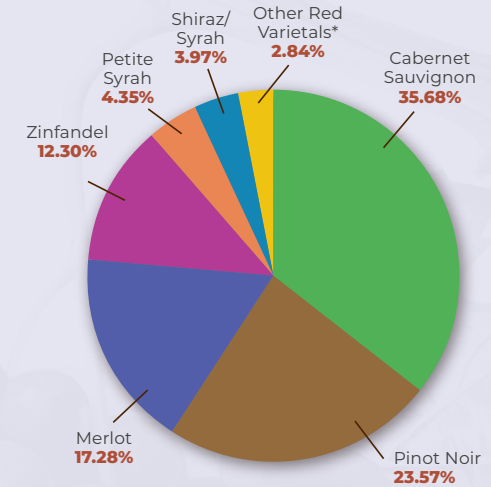
August 2025

SUNDAY MONDAY TUESDAY WEDNESDAY THURSDAY FRIDAY SATURDAY

| | | | | | | |
|-------|----|----|----|----|----|----|
| | | | | | 1 | 2 |
| 3 | 4 | 5 | 6 | 7 | 8 | 9 |
| 10 | 11 | 12 | 13 | 14 | 15 | 16 |
| 17 | 18 | 19 | 20 | 21 | 22 | 23 |
| 24/31 | 25 | 26 | 27 | 28 | 29 | 30 |

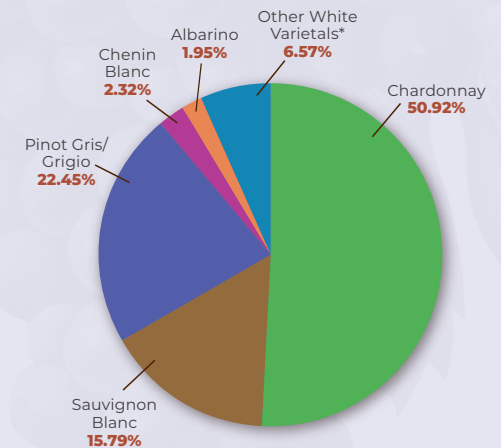
2023 Grape Varietal Production

RED WINEGRAPE GROWN IN SACRAMENTO COUNTY



*Other Red varieties include: Barbera, Cabernet Franc, Carignan, Dornfelder, Grenache, Malbec, Mourvedre, Petite Verdot, Sangiovese, Souzao, and Teroldego.

WHITE WINEGRAPE GROWN IN SACRAMENTO COUNTY



*Other White varieties include: Cortese, Falanghina, French Colombard, Gewurztraminer, Gruner Veltliner, Loureiro, Muscat, Muscat Canelli, Orange Muscat, Riesling, Semillon, Symphony, Verdelho, Voignier, and White Zinfandel.



September 2025

SUNDAY MONDAY TUESDAY WEDNESDAY THURSDAY FRIDAY SATURDAY

| | | | | | | |
|----|----|----|----|----|----|----|
| | 1 | 2 | 3 | 4 | 5 | 6 |
| 7 | 8 | 9 | 10 | 11 | 12 | 13 |
| 14 | 15 | 16 | 17 | 18 | 19 | 20 |
| 21 | 22 | 23 | 24 | 25 | 26 | 27 |
| 28 | 29 | 30 | 31 | | | |

Pest Exclusion Program

Early every morning, agriculture inspectors examine plants, fruits, & vegetables from around the world. They work at inbound shipping points throughout Sacramento County, ensuring that quarantine laws are being followed, and that commodities are free of exotic insects or diseases.

Pest Exclusion Data

Exclusion: Includes inspections by Agricultural Inspectors and the Canine Team in Sacramento County only.

| Pest Exclusion Statistics | | | |
|---------------------------|---------------------|----------------------|------------|
| | SHIPMENTS INSPECTED | NOTICE OF REJECTIONS | PEST FINDS |
| Air Freight | 165 | 7 | 6 |
| Parcel Facilities | 4,609 | 220 | 53 |
| Truck | 175 | 0 | 0 |
| Spongy Moth | 8 | 0 | 0 |
| TOTALS | 4,957 | 227 | 59 |

Reminders:

PUE: 10th of the Month PUR's are Due!

PUE: Pesticide Dealer Out-of-County reports due next month!



October 2025

SUNDAY

MONDAY

TUESDAY

WEDNESDAY

THURSDAY

FRIDAY

SATURDAY

| | | | | | | |
|----|----|----|----|----|----|----|
| | | | 1 | 2 | 3 | 4 |
| 5 | 6 | 7 | 8 | 9 | 10 | 11 |
| 12 | 13 | 14 | 15 | 16 | 17 | 18 |
| 19 | 20 | 21 | 22 | 23 | 24 | 25 |
| 26 | 27 | 28 | 29 | 30 | 31 | |

Pesticide Use Enforcement Program

The County Agriculture Department is vital in enforcing pesticide laws in California. Staff issue permits, proctor exams, issue certificates, conduct inspections, and investigate complaints to ensure pesticides are used safely and in compliance with State regulations.

In 2023, Sacramento County inspectors carried out 356 pesticide-related inspections, covering the agricultural industry, structural pest control, and landscape maintenance activities. They conducted 53 investigations, proctored 57 exams, issued 61 Private Applicator Certificates, registered 679 entities, issued 291 Operator Identification Numbers and issued 207 Restricted Material Permits.

The department also offers education and outreach to promote safe pesticide use. Through one of the world's most comprehensive programs, County Agriculture Departments play a crucial role in safeguarding public health and the environment.

Reminders:

PUE: 10th of the Month PUR's are Due!

PUE: Pesticide Dealer Out-of-County quarterly reports are Due!

PUE: Submit licensing renewal information to DPR!



November 2025

| SUNDAY | MONDAY | TUESDAY | WEDNESDAY | THURSDAY | FRIDAY | SATURDAY |
|--------|--------|---------|-----------|----------|--------|----------|
| | | | | | | 1 |
| 2 | 3 | 4 | 5 | 6 | 7 | 8 |
| 9 | 10 | 11 | 12 | 13 | 14 | 15 |
| 16 | 17 | 18 | 19 | 20 | 21 | 22 |
| 23/30 | 24 | 25 | 26 | 27 | 28 | 29 |

Weights and Measures Program

Weights and measures programs are essential for consumer protection, ensuring fairness and accuracy in commercial transactions. By setting and enforcing standards for measurements like weight, volume, and length, these programs help prevent fraudulent practices, such as incorrect scales or mislabeling, which could lead to financial losses for consumers. They also maintain a level playing field in the marketplace, enabling fair competition and informed consumer choices. Additionally, these programs ensure product quality and safety by verifying accurate measurements in manufacturing and packaging. Overall, weights and measures inspectors are vital for safeguarding consumers, promoting fair trade, and upholding market integrity.

Total weighing and measuring devices inspected in 2023 = **23,369** with a **79%** compliance rate.

Number of businesses inspected for price accuracy of goods in 2023 = **1,856** with an **85%** compliance rate.

Number of consumer complaints investigated in 2023 = **94**

Reminders

PUE: 10th of the Month PUR's are Due!

PUE: Permit/Registration Season Opens for Following Year.



December 2025

SUNDAY

MONDAY

TUESDAY

WEDNESDAY

THURSDAY

FRIDAY

SATURDAY

| | | | | | | |
|----|----|----|----|----|----|----|
| | 1 | 2 | 3 | 4 | 5 | 6 |
| 7 | 8 | 9 | 10 | 11 | 12 | 13 |
| 14 | 15 | 16 | 17 | 18 | 19 | 20 |
| 21 | 22 | 23 | 24 | 25 | 26 | 27 |
| 28 | 29 | 30 | 31 | | | |

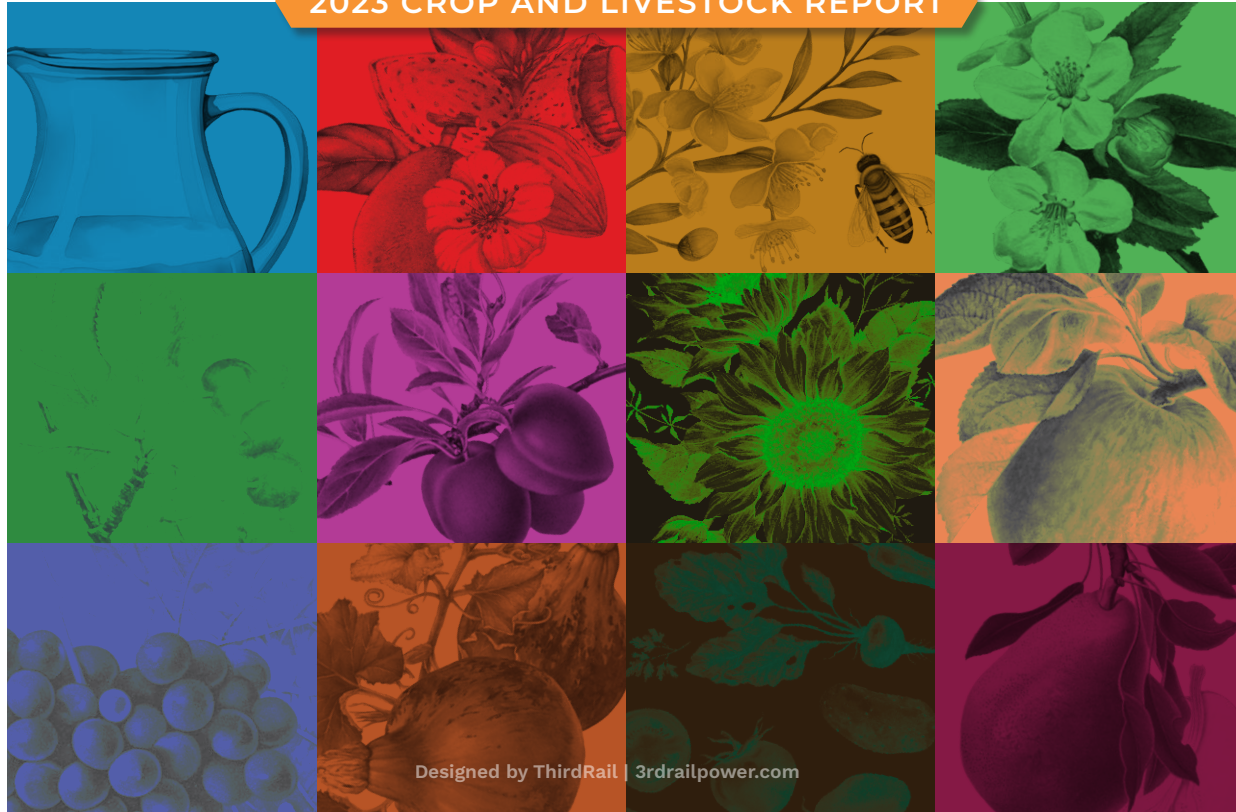
Reminders

PUE: 10th of the Month PUR's are Due next month!

PUE: Pesticide Dealer Out-of-County Reports are due next month.

SACRAMENTO COUNTY

2023 CROP AND LIVESTOCK REPORT



Designed by ThirdRail | 3rdrailpower.com